



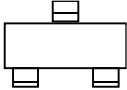
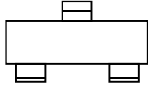
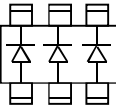



Shanghai Minyue Semiconductors Co.Ltd

Surface Mount Popular Swtiching Diode Selection guide

Package Types	Part No.	Electrical Characteristics(Rating at 25°C Ambient Temperature)				
		Working Peak Reverse Voltage-VRWM(V)	Average Forward Current-Io(A)	Max. Forward Voltage Per Element-VF(V)	At Rated Forward Current-IF(A)	Max.DC Reverse Current at Rated DC Blocking Voltage -IR(uA)
 SOD-523	1N4148X	75	0.15	1.25	0.15	1
	1N4448X	75	0.25	1	0.1	2.5
 SOD-323	1N4148WX	75	0.3	1	0.05	5
	1N4448WX	75	0.25	1	0.1	2.5
	BAS16WX	75	0.2	1.25	0.15	1
	BAS21WS	250	0.2	1.25	0.2	0.1
	BAV19WS	100	0.25	1.25	0.2	0.1
	BAV20WS	150	0.25	1.25	0.2	0.1
	BAV21WS	200	0.25	1.25	0.2	0.1
	MMDL914	100	0.2	1	0.01	0.5
 SOD-123	1N4148W	75	0.15	1.25	0.15	1
	1N4448W	75	0.25	1	0.1	2.5
	BAS16W	75	0.1	1.25	0.15	1
	BAV19W	100	0.2	1	0.1	0.1
	BAV20W	150	0.2	1	0.1	0.1
	BAV21W	200	0.2	1	0.1	0.1
	MMSD914	75	0.2	1	0.01	5
 SOT-523	BAS16T	85	0.075	1	0.05	2
	BAS21T	250	0.2	1	0.1	0.1
	BAV70T	85	0.075	1	0.05	2
	BAV99T	85	0.075	1	0.05	2
	BAW56T	85	0.075	1	0.05	2
	MMBD4448HT	80	0.25	1	0.1	0.1
	MMBD4448HTA	80	0.25	1	0.1	0.1
	MMBD4448HTC	80	0.25	1	0.1	0.1
MMBD4448HTS	80	0.25	1	0.1	0.1	
 SOT-323	BAS16WT	75	0.15	1	0.05	1
	BAS19WT	100	0.2	1	0.1	0.1
	BAS20WT	150	0.2	1	0.1	0.1
	BAS21WT	200	0.2	1	0.1	0.1
	BAV70WT	75	0.15	1	0.05	2.5
	BAV99WT	75	0.15	1	0.05	2.5
	BAW56WT	75	0.15	1	0.05	2.5
	MMBD4148WT	75	0.15	1	0.05	1
MMBD4448WT	75	0.25	1	0.1	2.5	

Package Types	Part No.	Electrical Characteristics(Rating at 25°C Ambient Temperature)				
		Working Peak Reverse Voltage-VRWM(V)	Average Forward Current-IO(A)	Max. Forward Voltage Per Element-VF(V)	At Rated Forward Current-IF(A)	Max.DC Reverse Current at Rated DC Blocking Voltage -IR(uA)
 SOT-23	BAS16	75	0.3	1.25	0.15	1
	BAS19	100	0.2	1.25	0.2	0.1
	BAS20	150	0.2	1.25	0.2	0.1
	BAS21	200	0.2	1.25	0.2	0.1
	BAW56	75	0.25	0.855	0.01	2.5
	MMBD4148	75	0.15	0.855	0.01	0.025
	MMBD4148CA	75	0.2	1	0.01	5
	MMBD4148CC	75	0.2	1	0.01	5
	MMBD4148SE	75	0.2	1	0.01	5
	MMBD4448	75	0.25	0.855	0.01	2.5
	MMBD914	75	0.15	0.855	0.01	0.025
 SOT-363	BAS16TW	75	0.15	1	0.05	1
	MMBD4148TW	75	0.15	1	0.05	1
	MMBD4448HTW	80	0.25	1	0.05	0.1
	BAV70DW	75	0.15	1	0.05	2.5
	MMBD4448HCDW	80	0.25	1	0.05	0.1
	BAW56DW	75	0.15	1	0.05	2.5
	MMBD4448HADW	80	0.25	1	0.05	0.1
	BAV99DW	75	0.15	0.855	0.01	2.5
	MMBD4448HSDW	80	0.25	1	0.05	0.1
	MMBD4448HAQW	80	0.25	1	0.05	0.1
	MMBD4448HCQW	80	0.25	1	0.05	0.1
	MMBD4448DW	75	0.25	1	0.05	2.5
	BAV99BRW	75	0.15	0.855	0.01	2.5
 SOT-563	BAS16V	75	0.2	1	0.05	1
	MMBD4448V	80	0.25	1	0.1	0.1