









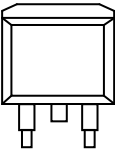
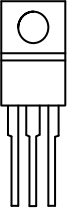


### Schottky Barrier Rectifiers Selection Guide

Package Types	Part No.	Electrical Characteristics(Rating at 25°C Ambient Temperature)					
		Working Peak Reverse Voltage-VRWM(V)	Average Forward Current-IO(A)	Peak Forward Surge Current@ 8.3ms-IFSM(A)	Max. Forward Voltage Per Element-VF(V)	At Rated Forward Current-IF(A)	Max.DC Reverse Current at Rated DC Blocking Voltage -IRMAX(mA)
 SOD-882	<b>*NEW*</b> RB751S-40LP	40	0.03	0.15	0.37	0.001	0.0005
	<b>*NEW*</b> RB520S-30LP	30	0.1	0.5	0.45	0.01	0.0005
	<b>*NEW*</b> RB521S-30LP	30	0.1	1	0.35	0.01	0.01
 MBS-1	<b>*NEW*</b> MB12S-MB110S	20~100	1	30	0.50~0.85	1	0.5
 SOD-123FL	SM5817PL-SM5819PL	20~40	1	30	0.45~0.60	1	0.1
	<b>*NEW*</b> SMD18PL~SMD1150PL	80~150	1	30	0.85	1	0.5
	SMD22PL~SMD26PL	20~60	2	50	0.50~0.70	2	0.5
 SOD-323	<b>*NEW*</b> B0530WS	40	0.5	5	0.55	0.5	0.3
	<b>*NEW*</b> B5817WS~B5819WS	20~40	1	10	0.45~0.60	1	1
	<b>*NEW*</b> BSR106WS	60	1	10	0.7	1	0.1
 SOD-123	MBR0520-MBR0580	20~80	0.5	5.5	0.45~0.80	0.5	0.2
	MBR0520L-MBR0540L	20~40	0.5	5.5	0.385~0.62	0.5	0.02
	<b>*NEW*</b> MBRX120LF	14	1	12	0.36	1	1
	MBRX120-MBRX160	20~60	1	20	0.50~0.72	1	0.3
 MELF	DL5817~DL5819	20~40	1	25	0.45~0.60	1	1
	DLSR106~DLSR1010	60~100	1	30	0.70~0.85	1	0.5
 SMA	SS12-L~SS110-L	20~100	1	30	0.50~0.85	1	0.5
	<b>*NEW*</b> SS1150-L~SS1200-L	150~200	1	30	0.9~0.92	1	0.05
	SS22-L~SS210-L	20~100	2	50	0.55~0.85	2	0.5
	<b>*NEW*</b> SS2150-L	150	2	50	0.90	2	0.5
	SK32A-L~SK310A-L	20~100	3	100	0.50~0.85	3	0.5
 SMAE	SS12E~SS110E	20~100	1	30	0.6~0.85	1	0.5

## Schottky Barrier Rectifiers Selection Guide

Package Types	Part No.	Electrical Characteristics(Rating at 25°C Ambient Temperature)					
		Working Peak Reverse Voltage-VRWM(V)	Average Forward Current-IO(A)	Peak Forward Surge Current@ 8.3ms-IFSM(A)	Max. Forward Voltage Per Element-VF(V)	At Rated Forward Current-IF(A)	Max.DC Reverse Current at Rated DC Blocking Voltage -IRMAX(mA)
 SMB	SK12-L~SK110-L	20~100	1	30	0.50~0.85	1	0.5
	SK22-L~SK210-L	20~100	2	50	0.50~0.85	2	0.5
	SK32B-L~SK310B-L	20~100	3	100	0.50~0.85	3	0.5
	<b>*NEW*</b> SK3200B-L	200	3	100	0.86	3	0.5
 SMC	SK32~SK310	20~100	3	100	0.50~0.85	3	0.5
	<b>*NEW*</b> SK3200	200	3	100	0.86	3	0.5
	<b>*NEW*</b> SK4200L	200	4	100	0.86	4	0.5
	SK52L~SK510L	20~100	5	100	0.55~0.85	5	1
	SK62L~SK610L	20~100	6	150	0.65~0.85	6	1
	SK82L~SK810L	20~100	8	200	0.65~0.8	8	1
 D2-PACK	MBRB820~MBRB8100	20~100	8	150	0.55~0.85	8	0.5
	MBRB1030CT~MBRB10200CT	30~200	10	125/Per Diode	0.55~0.98	5	0.05~0.5
	MBRB1520CT~MBRB15100C	20~100	15	150/Per Diode	0.75~0.92	7.5	0.1~1
	MBRB1620CT~MBRB1660CT	20~60	16	150/Per Diode	0.70~0.80	8	0.1
	MBRB2020CT~MBRB20200CT	20~200	20	150/Per Diode	0.80~0.95	10	0.05~0.1
	MBRB2520CT~MBRB2560CT	20~60	25	150/Per Diode	0.75	15	0.5
 TO-220AB	MBR1030CT~MBR10200CT	30~120	10	120/Per Diode	0.70~0.95	5	0.05~0.1
	MBR1520CT~MBR15100CT	20~100	15	150/Per Diode	0.84~0.95	15	0.1~1
	MBR1620CT~MBR16100CT	20~100	16	125/Per Diode	0.70~0.85	8	0.1
	MBR2020CT~MBR20200CT	20~200	20	150/Per Diode	0.70~0.95	10	0.025~0.1
	MBR2520CT~MBR2560CT	20~60	25	150/Per Diode	0.75~0.82	10	0.2~1
	MBR3030CT~MBR30200CT	30~200	30	200/Per Diode	0.70~0.95	15	0.1~0.2