


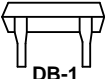
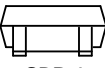



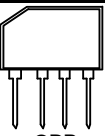
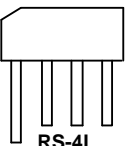
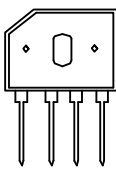
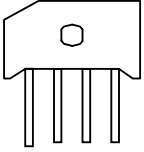
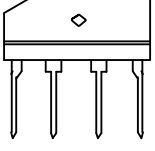
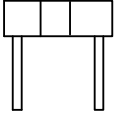
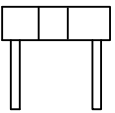
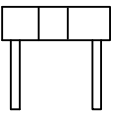
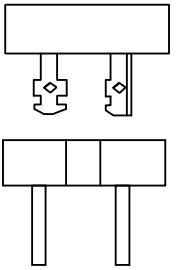


### Bridge Rectifiers Selection Guide

Package Types	Part No.	Electrical Characteristics(Rating at 25°C Ambient Temperature)					
		Working Peak Reverse Voltage-VRWM(V)	Average Forward Current-IO(A)	Peak Forward Surge Current@ 8.3ms-IFSM(A)	Max. Forward Voltage Per Element-VF(V)	At Rated Forward Current-IF(A)	Max.DC Reverse Current at Rated DC Blocking Voltage -IRMAX(uA)
 MB-1	MB05M~MB10M	50~1000	0.5/0.8	30	1	0.4	5
 LMBS-1	<b>*NEW*</b> LMB2S~LMB8S	200~800	1.0/0.8	30	0.95	0.4	5
 MBS-1	MB05S~MB10S	50~1000	0.5/0.8	30	1	0.4	5
 DB-1	DB101~DB107	50~1000	1	50	1.1	1	10
	DB151~DB157	50~1000	1.5	50	1.1	1.5	10
 SDB-1	SDB101~SDB107	50~1000	1	50	1.1	1	10
	SDB151~SDB157	50~1000	1.5	50	1.1	1.5	10
 RB-15	RB151~RB157	50~1000	1.5	50	1.1	1.5	10
 WOM	W005M~W10M	50~1000	1.5	50	1	1.5	10
 KBPL	2KBP005~2KBP10	50~1000	2	60	1.2	2	10
 GBP	KBP2005G~KBP210G	50~1000	2	50	1.1	2	10
	KBP3005G~KBP210G	50~1000	3	80	1.1	2	10
 RS-4L	RS401GL~RS407GL	50~1000	4	200	1.1	3	10
 GBU	GBU4A~GBU4M	50~1000	4	150	1	2	5
	GBU6A~GBU6M	50~1000	6	175	1	3	5
	GBU8A~GBU8M	50~1000	8	200	1	4	5
	GBU10A~GBU10M	50~1000	10	200	1.1	5	5

## Bridge Rectifiers Selection Guide

Package Types	Part No.	Electrical Characteristics(Rating at 25°C Ambient Temperature)					
		Working Peak Reverse Voltage-VRWM(V)	Average Forward Current-IO(A)	Peak Forward Surge Current@ 8.3ms-IFSM(A)	Max. Forward Voltage Per Element-VF(V)	At Rated Forward Current-IF(A)	Max.DC Reverse Current at Rated DC Blocking Voltage -IRMAX(uA)
 RS-6	Not recommended for new design RS601~RS607	50~1000	6	170	1	3	10
	Not recommended for new design RS801~RS807	50~1000	8	300	1.1	4	10
 GBJ	GBJ6005~GBJ610	50~1000	6	170	1	3	5
	GBJ8005~GBJ810	50~1000	8	170	1	4	5
	GBJ1005~GBJ1010	50~1000	10	170	1.05	5	10
	GBJ15005~GBJ1510	50~1000	15	240	1.1	7.5	10
	GBJ20005~GBJ2010	50~1000	20	240	1.1	10	10
	GBJ25005~GBJ2510	50~1000	25	350	1.1	12.5	10
	GBJ35005~GBJ3510	50~1000	25	350	1.05	17.5	10
 PB-3	PB305~PB310	50~1000	3	50	1.2	1.5	10
 PB-6	PB605~PB610	50~1000	6	150	1.1	3	10
	MP1005~MP1010	50~1000	10	150	1.1	5	10
 BR-6	MB805~MB810	50~1000	8	200	1.1	4	10
	MB1005~MB1010	50~1000	10	150	1.1	5	10
 MB-35(W);MP-50(W)	MB1505(W)~MB1510(W)	50~1000	15	300	1.2	7.5	10
	MB2505(W)~MB2510(W)	50~1000	25	300	1.2	12.5	10
	MB3505(W)~MB3510(W)	50~1000	35	400	1.2	17.5	10
	MB5005(W)~MB510(W)	50~1000	50	400	1.2	25	10
	MP1505(W)~MP1510(W)	50~1000	15	300	1.1	7.5	5
	MP2505(W)~MP2510(W)	50~1000	25	300	1.1	12.5	5
	MP3505(W)~MP3510(W)	50~1000	35	400	1.1	17.5	5
	MP4005(W)~MP410(W)	50~1000	40	400	1.2	20	10
	MP5005(W)~MP510(W)	50~1000	50	400	1.2	25	10